

Surface Mount Fuse, 5.3 x 16 mm, Time-Lag T, 277 VAC / 250 VDC, Breaking Capacity 1500 A

new



UL 248-14 · 277 VAC · 250 VDC · Time-Lag T



### Description

- High breaking capacity of 1500 A
- UL approval up to 277 VAC and 250 VDC
- Compact design

### Standards

- IEC 60127-4/2
- UL 248-14
- CSA C22.2 no. 248.14

### Approvals

- VDE Certificate Number: approval pending
- UL File Number: E41599

### Applications

- Primary protection on SMD PCBs
- Industrial electronic
- Sensors
- Power supplies
- Explosion protection
- Lighting


### References

[Packaging Details](#)

### Weblinks

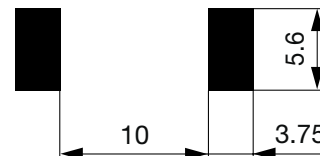
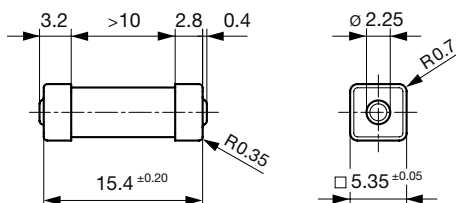
[pdf-datasheet](#), [html-datasheet](#), [General Product Information](#), [Approvals](#), [CE declaration of conformity](#), [RoHS](#), [CHINA-RoHS](#), [e-Shop](#), [SCHURTER-Stock-Check](#), [Distributor-Stock-Check](#), [Detailed request for product](#)

### Technical Data

Rated Voltage	250 - 277 VAC, 125 - 250 VDC
Rated current	0.16 - 10 A
Breaking Capacity	1500 A
Characteristic	Time-Lag T
Mounting	PCB, SMT
Admissible Ambient Air Temp.	-55 °C to 125 °C
Climatic Category	55/125/21 acc. to IEC 60068-1
Material: Housing	Ceramic
Material: Terminals	Ni/Sn-Plated Copper Alloy
Unit Weight	1.42 g
Storage Conditions	0 °C to 40 °C, max. 70% r.h.
Product Marking	 , Current, Voltage, Characteristic, Breaking Capacity, Approvals

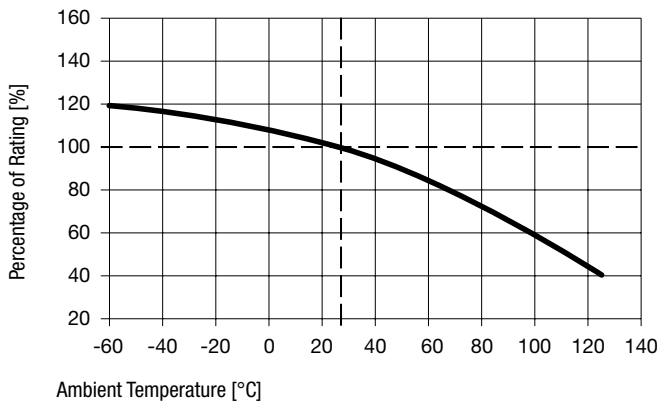
Soldering Methods	Reflow
Solderability	245 °C / 3 sec acc. to IEC 60068-2-58
Resistance to Soldering Heat	260 °C / 10 sec acc. to IEC 60068-2-58
Life Test	1000h @ 0.60 x In @ 70°C (acc. to EIA/IS-722, Test 4.4.1)
Moisture Resistance Test	MIL-STD-202, Method 106E (acc. to EIA/IS-722, Test 4.4.3)
Terminal Strength	Deflection of board 1 mm for 1 minute (acc. to EIA/IS-722, Test 4.5.5)
Mechanical Shock	MIL-STD-202, Method 213B (Shock 50g, half sine wave, 11 ms)
Resistance to Solvents	MIL-STD-202, Method 215A (EIA-722, 4.11)

### Dimension



Soldering pads

### Derating Curves




### Pre-Arcing Time

Rated Current I<sub>n</sub>    1.25 x I<sub>n</sub> min.    2.0 x I<sub>n</sub> max.    10.0 x I<sub>n</sub> min.    10.0 x I<sub>n</sub> max.

0.063 A - 10 A	60 min	120 s	10 ms	100 ms
----------------	--------	-------	-------	--------

### Variants

Rated Current [A]	Rated Voltage [VAC]	Rated Voltage [VDC]	Breaking Capacity	Voltage Drop 1.0 I <sub>n</sub> typ. [mV]	Power Dissipation 1.25 I <sub>n</sub> typ. [mW]	Melting I <sup>2</sup> t 10.0 I <sub>n</sub> typ. [A <sup>2</sup> s]		Order Number
0.16	277	250	1)	1520	410	0.045	●	3403.0266.xx
0.2	277	250	1)	1230	415	0.095	●	3403.0267.xx
0.25	277	250	1)	1000	425	0.17	●	3403.0268.xx
0.315	277	250	1)	805	435	0.265	●	3403.0269.xx
0.4	277	250	1)	715	490	0.33	●	3403.0270.xx
0.5	277	250	1)	650	590	0.45	●	3403.0271.xx
0.63	277	250	1)	540	595	1.1	●	3403.0272.xx
0.8	277	250	1)	460	635	2.1	●	3403.0273.xx
1	277	250	1)	405	710	3.44	●	3403.0274.xx
1.25	277	250	1)	325	750	3.12	●	3403.0275.xx
1.6	277	250	1)	270	785	5.4	●	3403.0276.xx
2	277	250	1)	220	795	11.8	●	3403.0277.xx
2.5	277	125	2)	210	980	21	●	3403.0278.xx
3.15	277	125	2)	190	1060	43	●	3403.0279.xx
4	277	125	2)	140	1070	48	●	3403.0280.xx
5	277	125	2)	115	1080	99	●	3403.0281.xx
6.3	277	125	2)	100	1160	165	●	3403.0282.xx
8	250	125	3)	75	1220	125	●	3403.0283.xx
10	250	125	3)	73	1320	198	●	3403.0284.xx

 Most Popular.

Availability for all products can be searched real-time: <http://www.schurter.com/en/Stock-Check/Stock-Check-SCHURTER>

- 1) 1500 A @ 277 VAC, resistive / 1500 A @ 250 VDC
- 2) 1500 A @ 277 VAC, resistive / 1500 A @ 125 VDC
- 3) 1500 A @ 250 VAC, resistive / 1500 A @ 125 VDC

Variants 8 A and 10 A on request

### Packaging Unit

.xx = .11 Plastic Bag (100 pcs.)  
.xx = .23 Blister Tape 33 cm Reel (1500 pcs.)

### Time-Current-Curves

