

Surface Mount Fuse, 3.2 x 1.6 mm, Super-Quick-Acting FF, 63 VDC / 125 VAC, low impedance

new



UL 248-14 · 125VAC · 63VDC · Super-Quick-Acting FF



Description

- Low voltage drop
- Very fast and precise opening time
- Complements USF 1206 with lower current ratings

Standards

- UL 248-14
- CSA C22.2 no. 248.14

Approvals

- UL File Number: E41599

Applications

- Smart meters
- Battery protection
- Sensors
- Mobile devices
- Semiconductor protection

References

[Packaging Details](#)

Weblinks

[pdf-datasheet](#), [html-datasheet](#), [General Product Information](#), [Approvals](#), [CE declaration of conformity](#), [RoHS](#), [CHINA-RoHS](#), [e-Shop](#), [SCHURTER-Stock-Check](#), [Distributor-Stock-Check](#), [Detailed request for product](#)

Technical Data

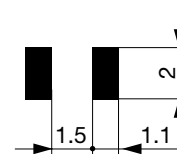
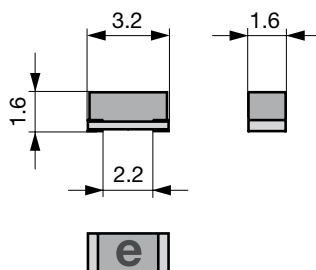
Rated Voltage	125VAC, 63VDC
Rated current	0.05 - 0.25A
Breaking Capacity	100A
Characteristic	Super-Quick-Acting FF
Mounting	PCB,SMT
Admissible Ambient Air Temp.	-55 °C to 90 °C
Climatic Category	55/090/21 acc. to IEC 60068-1
Material: Housing	Epoxyd Glass, UL 94V-0
Material: Terminals	Gold-Plated Copper Alloy
Unit Weight	0.0133 g
Storage Conditions	0 °C to 60 °C, max. 70% r.h.
Product Marking	Letter (see variants)

Soldering Methods	Reflow
Solderability	245 °C / 3 sec acc. to IEC 60068-2-58, Test Td
Resistance to Soldering Heat	260 +0/-5 °C / 30 sec acc. to IPC/JEDEC J-STD-020D, Level 1
Moisture Resistance Test	MIL-STD-202C, Method 103 B (Level 1) IPC/JEDEC-J-STD-20C (85°C@85%RH@240h)
Terminal Strength	MIL-STD-202, Method 211A Deflection of board 1 mm for 1 minute
Thermal Shock	IEC 60068-2-14, CECC 4200 (5 Cycles 40°C - 125°C)
Case Resistance	acc. to EIA/IS-722, Test 4.7 >100 MΩ (between leads and body)
Resistance to Solvents	MIL-STD-202, Method 215A (EIA-722, 4.11)

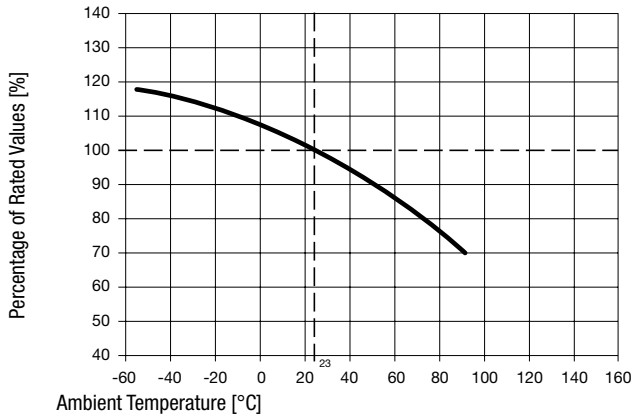
Dimension

3.2 mm

Reflow soldering pads



Derating Curves




Pre-Arcing Time

Rated Current I_n 1.0 x I_n min. 2.5 x I_n max. 10.0 x I_n min. 10.0 x I_n max.

0.05 A - .25 A	4 h	5 s	0.1 ms	1 ms
----------------	-----	-----	--------	------

Variants

Rated Current [A]	Rated Voltage [VAC]	Rated Voltage [VDC]	Marking	Breaking Capacity	Voltage Drop 1.0 I_n typ. [mV]	Cold Resistance typ. [$m\Omega$]	Melting I^2t 8.0 I_n typ. [A^2s]		Order Number
0.05	125	63	e	1)	430	8350	0.0002	●	3413.0002.xx
0.16	125	63	s	1)	95	510	0.0015	●	3413.0008.xx
0.2	125	63	u	1)	87	365	0.0029	●	3413.0009.xx
0.25	125	63	w	1)	75	255	0.0032	●	3413.0010.xx

 Most Popular.

Availability for all products can be searched real-time: <http://www.schurter.com/en/Stock-Check/Stock-Check-SCHURTER>

1) 100 A @ 125 VAC, 100 A @ 63 VDC

Packaging Unit

- .xx = .11 Blister Tape (100 pcs.)
- .xx = .22 Blister Tape 18 cm Reel (1000 pcs.)
- .xx = .24 Blister Tape 25.4 cm Reel (5000 pcs.)
- .xx = .26 Blister Tape 33 cm Reel (10000 pcs.)

Time-Current-Curves

