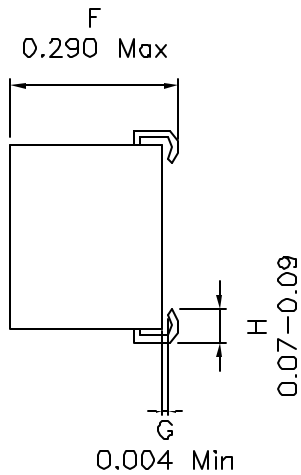
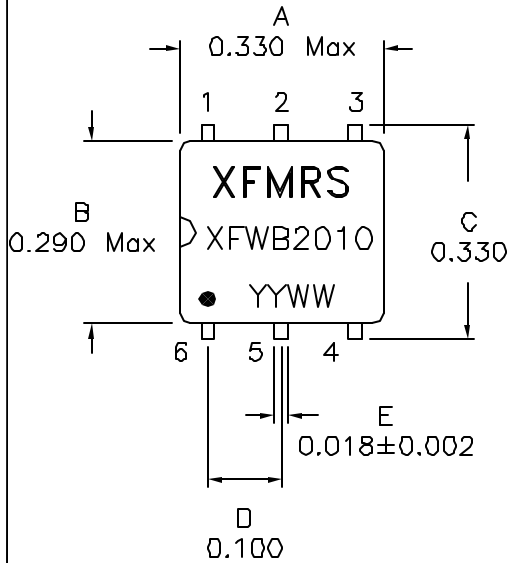
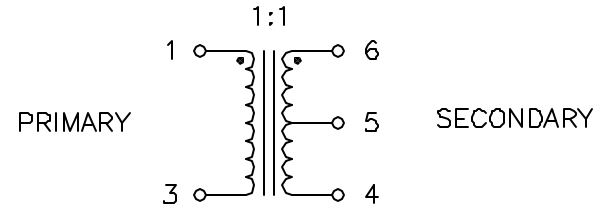


1. Mechanical Dimensions:



2. Schematic:



3. Electrical Specifications: @25°C

ISOLATION: 300VAC (PRI TO SEC)

TURNS RATIO: (1-3):(6-4)=1:1

OCL: 780uH Min @100KHz 50mV

DCR: 0.320 Ohms Max

Freq. Bandwidth: 3.0dB Typ. 0.0035-125MHz

Insertion Loss: 0.2dB Max

Idc: 250mA

Notes:

1. Solderability: Leads shall meet MIL-STD-202G, Method 208H for solderability.
2. Flammability: UL94V-0
3. ASTM oxygen index: > 28%
4. Insulation System: Class F 155°C, UL file E151556
5. Operating Temperature Range: All listed parameters are to be within tolerance from -40°C to +85°C
6. Storage Temperature Range: -55°C to +125°C
7. Aqueous wash compatible
8. SMD Lead Coplanarity: ±0.004"(0.102mm)
9. Electrical and mechanical specifications 100% tested
10. RoHS Compliant Component

DOC. REV. A/5

PROPRIETARY

Document is the property of XFMRS Group & is not allowed to be duplicated without authorization.

XFMRS Inc www.XFMRS.com		Title: RF TRANSFORMER		
UNLESS OTHERWISE SPECIFIED TOLERANCES: .xxx ±0.010 Dimensions in Inch	P/N: XFWB2010		REV. A	
	DWN.	Juan Mao	Feb-15-06	
	CHK.	YK Liao	Feb-15-06	
	APP.	BW	Feb-15-06	
SHEET 1 OF 1				